



Trading da professionista

con Luca Padovan, Founder di WealthRoute e Francesca Fossatelli, Founder FreeFinance.biz



[CHI SIAMO](#)

[TEAM](#)

[SERVIZI](#)

[CONTATTI](#)

[BLOG](#)




Change your view

La tua storia è unica



Come si diventa un trader professionista?



Le abilità che hanno permesso a Luca di diventare un trader professionista

Sangue freddo

Rapidità d'azione

Mente elastica

Money management

Risk control

Regole per essere efficiente ed efficace

- **pochi strumenti da tradare**, direi solo 1 per chi inizia. Io oggi ne seguo 8-9 e ne trade 3
- **Studiare** in maniera costante il mercato ma non perdere tempo sul rumore di fondo. Distinguere tra suono e rumore è una delle attività più difficili
- **Cambiare punto di vista**; purtroppo essere italiani non aiuta, le notizie in italiano arrivano dopo ed arrivano male. Io uso portale internazionali e leggo la stampa internazionale per avere degli spunti globali.
- **Elasticità mentale**, non avere filtri mentali, non dare giudizi a priori. Credo che il 90% del risultato sia dato da mind-set e il 10% dalla giusta lettura.
- **Le variabili sono infinite**, l'incertezza domina il mercato e l'unica cosa che possiamo fare è creare degli scenari e parcellizzare il rischio su questi
- I movimenti di breve sono frutto del movimento errante, uno **studio a 3 mesi** non ha nulla a che fare con uno **scalping** a minuti
- **Accumulare esperienza** è fondamentale. Oggi il mio occhio è più veloce e il mio processo logico-deduttivo è 10 volte più rapido degli inizi. A volte faccio cose in "free-style" che non so spiegare lì per lì ma che vedo nei prezzi



Come nascono le strategie settimanali che riassumi nell'articolo pubblicato la domenica su FreeFinance?



La strategia di Luca Padovan sul Bitcoin
Con esempi concreti di operazioni passate

Operatività

- Long di medio periodo su fase *Bull Run*
- Accumulo costante, più intenso durante gli storni
- Scalping nelle fasi di alta volatilità con 3 strategie:
 - 20% del capitale: primo acquisto quando «è un buon momento»
 - 30% del capitale: secondo acquisto se BTC è -15%
 - 50% del capitale: terzo acquisto se BTC è -25/30% (ma valutazione caso per caso)

Bitcoin e altre Crypto

- Correlazione con le altre crypto
- Prima corre Bitcoin, poi le altre, poi di nuovo Bitcoin

In ottica di lungo periodo

- Non vedo ancora prossima la grande correzione da -70/80%
- Popolarità internazionale
- Grandi banche USA creano prodotti
- Istituzioni che lo combattono

Le operazioni di Luca Padovan su ETF su BTC (1)

FreeFinance

02/03/2021	04/03/2021	CH0445689208	Sell/Client	21SHARES ETF 2018 OPEN END ON 21 SHS CRYPTO BKT IDX USD	-100	-13'581.51	USD
01/03/2021	03/03/2021	CH0445689208	Buy/Client	21SHARES ETF 2018 OPEN END ON 21 SHS CRYPTO BKT IDX USD	100	13'200.23	USD
26/02/2021	02/03/2021	CH0445689208	Buy/Client	21SHARES ETF 2018 OPEN END ON 21 SHS CRYPTO BKT IDX USD	100	12'376.55	USD
26/02/2021	02/03/2021	CH0445689208	Sell/Client	21SHARES ETF 2018 OPEN END ON 21 SHS CRYPTO BKT IDX USD	-100	-12'730.54	USD
25/02/2021	01/03/2021	CH0445689208	Buy/Client	21SHARES ETF 2018 OPEN END ON 21 SHS CRYPTO BKT IDX USD	50	6'798.58	USD
25/02/2021	01/03/2021	CH0445689208	Sell/Client	21SHARES ETF 2018 OPEN END ON 21 SHS CRYPTO BKT IDX USD	-50	-6'965.29	USD
24/02/2021	24/02/2021	CH0445689208	Buy/Client	21SHARES ETF 2018 OPEN END ON 21 SHS CRYPTO BKT IDX USD	50	7'371.12	USD
24/02/2021	26/02/2021	CH0445689208	Sell/Client	21SHARES ETF 2018 OPEN END ON 21 SHS CRYPTO BKT IDX USD	-100	-14'164.58	USD
24/02/2021	25/02/2021	CH0445689208	Buy/Client	21SHARES ETF 2018 OPEN END ON 21 SHS CRYPTO BKT IDX USD	50	6'628.79	USD
24/02/2021	25/02/2021	CH0445689208	Buy/Client	21SHARES ETF 2018 OPEN END ON 21 SHS CRYPTO BKT IDX USD	50	6'425.88	USD
03/02/2021	05/02/2021	CH0445689208	Sell/Client	21SHARES ETF 2018 OPEN END ON 21 SHS CRYPTO BKT IDX USD	-50	-4'668.28	USD
01/02/2021	03/02/2021	CH0445689208	Buy/Client	21SHARES ETF 2018 OPEN END ON 21 SHS CRYPTO BKT IDX USD	50	4'348.09	USD
29/01/2021	01/02/2021	CH0445689208	Sell/Client	21SHARES ETF 2018 OPEN END ON 21 SHS CRYPTO BKT IDX USD	-100	-8'213.74	USD
29/01/2021	02/02/2021	CH0445689208	Sell/Client	21SHARES ETF 2018 OPEN END ON 21 SHS CRYPTO BKT IDX USD	-100	-9'020.10	USD
29/01/2021	02/02/2021	CH0445689208	Sell/Client	21SHARES ETF 2018 OPEN END ON 21 SHS CRYPTO BKT IDX USD	-100	-9'278.92	USD
27/01/2021	29/01/2021	CH0445689208	Buy/Client	21SHARES ETF 2018 OPEN END ON 21 SHS CRYPTO BKT IDX USD	100	8'002.97	USD
26/01/2021	28/01/2021	CH0445689208	Buy/Client	21SHARES ETF 2018 OPEN END ON 21 SHS CRYPTO BKT IDX USD	100	8'492.16	USD
25/01/2021	27/01/2021	CH0445689208	Sell/Client	21SHARES ETF 2018 OPEN END ON 21 SHS CRYPTO BKT IDX USD	-200	-17'848.18	USD
25/01/2021	27/01/2021	CH0445689208	Sell/Client	21SHARES ETF 2018 OPEN END ON 21 SHS CRYPTO BKT IDX USD	-200	-18'236.43	USD
21/01/2021	25/01/2021	CH0445689208	Buy/Client	21SHARES ETF 2018 OPEN END ON 21 SHS CRYPTO BKT IDX USD	200	17'690.03	USD
21/01/2021	25/01/2021	CH0445689208	Buy/Client	21SHARES ETF 2018 OPEN END ON 21 SHS CRYPTO BKT IDX USD	200	16'274.03	USD
20/01/2021	22/01/2021	CH0445689208	Buy/Client	21SHARES ETF 2018 OPEN END ON 21 SHS CRYPTO BKT IDX USD	100	8'874.87	USD
14/01/2021	19/01/2021	CH0445689208	Sell/Client	21SHARES ETF 2018 OPEN END ON 21 SHS CRYPTO BKT IDX USD	-200	-17'424.10	USD
12/01/2021	14/01/2021	CH0445689208	Sell/Client	21SHARES ETF 2018 OPEN END ON 21 SHS CRYPTO BKT IDX USD	-700	-58'478.53	USD
11/01/2021	13/01/2021	CH0445689208	Buy/Client	21SHARES ETF 2018 OPEN END ON 21 SHS CRYPTO BKT IDX USD	200	16'420.69	USD
11/01/2021	13/01/2021	CH0445689208	Buy/Client	21SHARES ETF 2018 OPEN END ON 21 SHS CRYPTO BKT IDX USD	200	15'161.04	USD
11/01/2021	13/01/2021	CH0445689208	Buy/Client	21SHARES ETF 2018 OPEN END ON 21 SHS CRYPTO BKT IDX USD	500	35'922.04	USD

Le operazioni di Luca Padovan su ETF su BTC (2)

FreeFinance

06/05/2021	10/05/2021	CH0445689208	Sell/Client	21SHARES ETF 2018 OPEN END ON 21 SHS CRYPTO BKT IDX EUR	-400	-7'319.31	EUR
03/05/2021	05/05/2021	CH0496484640	Sell/Client	21SHARES SA	-500	-11'997.30	CHF
26/04/2021	28/04/2021	CH0496484640	Sell/Client	21SHARES SA	-2'000	-43'403.50	CHF
23/04/2021	27/04/2021	CH0496484640	Buy/Client	21SHARES SA	2'000	39'719.40	CHF
19/04/2021	21/04/2021	CH0496484640	Buy/Client	21SHARES SA	500	11'357.45	CHF
15/04/2021	12/04/2021	CH0445689208	Split	21SHARES ETF 2018 OPEN END ON 21 SHS CRYPTO BKT IDX EUR	350	9.07	EUR
15/04/2021	19/04/2021	CH0496484640	Sell/Client	21SHARES SA	-600	-14'893.45	CHF
14/04/2021	14/04/2021	CH0496484640	Split	21SHARES SA	500	10.00	CHF
08/04/2021	12/04/2021	CH0445689208	Buy/Client	21SHARES ETF 2018 OPEN END ON 21 SHS CRYPTO BKT IDX EUR	50	6'911.22	EUR
08/04/2021	12/04/2021	CH0496484640	Buy/Client	21SHARES SA	100	13'452.75	CHF
06/04/2021	08/04/2021	CH0445689208	Sell/Client	21SHARES ETF 2018 OPEN END ON 21 SHS CRYPTO BKT IDX EUR	-100	-14'426.53	EUR
01/04/2021	07/04/2021	CH0445689208	Buy/Client	21SHARES ETF 2018 OPEN END ON 21 SHS CRYPTO BKT IDX EUR	100	13'577.06	EUR
18/03/2021	22/03/2021	CH0445689208	Sell/Client	21SHARES ETF 2018 OPEN END ON 21 SHS CRYPTO BKT IDX USD	-100	-15'321.65	USD
15/03/2021	17/03/2021	CH0445689208	Buy/Client	21SHARES ETF 2018 OPEN END ON 21 SHS CRYPTO BKT IDX USD	100	14'929.96	USD
09/03/2021	11/03/2021	CH0445689208	Sell/Client	21SHARES ETF 2018 OPEN END ON 21 SHS CRYPTO BKT IDX USD	-50	-7'329.79	USD
08/03/2021	09/03/2021	CH0445689208	Sell/Client	21SHARES ETF 2018 OPEN END ON 21 SHS CRYPTO BKT IDX USD	-100	-13'113.64	USD
05/03/2021	09/03/2021	CH0445689208	Buy/Client	21SHARES ETF 2018 OPEN END ON 21 SHS CRYPTO BKT IDX USD	100	13'156.01	USD
02/03/2021	04/03/2021	CH0445689208	Sell/Client	21SHARES ETF 2018 OPEN END ON 21 SHS CRYPTO BKT IDX USD	-100	-13'581.51	USD
01/03/2021	03/03/2021	CH0445689208	Buy/Client	21SHARES ETF 2018 OPEN END ON 21 SHS CRYPTO BKT IDX USD	100	13'200.23	USD
26/02/2021	02/03/2021	CH0445689208	Buy/Client	21SHARES ETF 2018 OPEN END ON 21 SHS CRYPTO BKT IDX USD	100	12'376.55	USD
26/02/2021	02/03/2021	CH0445689208	Sell/Client	21SHARES ETF 2018 OPEN END ON 21 SHS CRYPTO BKT IDX USD	-100	-12'730.54	USD
25/02/2021	01/03/2021	CH0445689208	Buy/Client	21SHARES ETF 2018 OPEN END ON 21 SHS CRYPTO BKT IDX USD	50	6'798.58	USD
25/02/2021	01/03/2021	CH0445689208	Sell/Client	21SHARES ETF 2018 OPEN END ON 21 SHS CRYPTO BKT IDX USD	-50	-6'965.29	USD
24/02/2021	24/02/2021	CH0445689208	Buy/Client	21SHARES ETF 2018 OPEN END ON 21 SHS CRYPTO BKT IDX USD	50	7'371.12	USD
24/02/2021	26/02/2021	CH0445689208	Sell/Client	21SHARES ETF 2018 OPEN END ON 21 SHS CRYPTO BKT IDX USD	-100	-14'164.58	USD
24/02/2021	25/02/2021	CH0445689208	Buy/Client	21SHARES ETF 2018 OPEN END ON 21 SHS CRYPTO BKT IDX USD	50	6'628.79	USD
24/02/2021	25/02/2021	CH0445689208	Buy/Client	21SHARES ETF 2018 OPEN END ON 21 SHS CRYPTO BKT IDX USD	50	6'425.88	USD

Order OP4CED-6QDXE-WGN5IM

[« Back](#)

Order buy 0.11512000 BTC/EUR @ limit 43431.1

Status **Closed**

Conditional Close ---

Reason ---

Terms

Order Type buy/limit

Leverage none

Currency pair BTC/EUR

Scheduled start ---

Volume 0.11512000

Scheduled expire ---

Limit Price €43,431.1

Fee Currency EUR

Execution

Volume executed 0.11512000

Opened 02-22-21 13:33:21 +00:00

Avg. Price €43,431.0

Closed 02-22-21 13:33:25 +00:00

Fee €5.9

Cost €4,999.7

Trades

Transaction ID ↕	Executed ▼	Order Type ↕	Pair ↕	Price ↕	Volume ↕	Cost ↕
T27BDL	02-22-21 13:33:25 +0000	buy/limit	BTC/EUR	€43,431.1	0.06496688	€2,821.5
TC3WPO	02-22-21 13:33:22 +0000	buy/limit	BTC/EUR	€43,431.1	0.05015312	€2,178.2

Order OVFH6V-NFWBU-HUISWV

[« Back](#)

Order buy 0.12225000 BTC/EUR @ limit 40900.0

Status **Closed**

Conditional Close ---

Reason ---

Terms

Order Type buy/limit

Leverage none

Currency pair BTC/EUR

Scheduled start ---

Volume 0.12225000

Scheduled expire ---

Limit Price €40,900.0

Fee Currency EUR

Execution

Volume executed 0.12225000

Opened 02-22-21 14:16:25 +00:00

Avg. Price €40,788.4

Closed 02-22-21 14:16:27 +00:00

Fee €10.9

Cost €4,986.3

Trades

Transaction ID ↕	Executed ▼	Order Type ↕	Pair ↕	Price ↕	Volume ↕	Cost ↕
TRFS0B	02-22-21 14:16:27 +0000	buy/limit	BTC/EUR	€40,788.4	0.12225000	€4,986.3

Order O6EEVY-LPS7J-KVOEO4

[« Back](#)

Order sell 0.23737000 BTC/EUR @ limit 43600.0

Status **Canceled**

Conditional Close ---

Reason Out of funds

Terms

Order Type sell/limit

Leverage none

Currency pair BTC/EUR

Scheduled start ---

Volume 0.23737000

Scheduled expire ---

Limit Price €43,600.0

Fee Currency EUR

Execution

Volume executed 0.23708550

Opened 02-22-21 14:51:22 +00:00

Avg. Price €43,600.0

Closed 02-22-21 14:54:19 +00:00

Fee €12.4

Cost €10,336.9

Trades

Transaction ID ↕	Executed ▼	Order Type ↕	Pair ↕	Price ↕	Volume ↕	Cost ↕
T3NV7E	02-22-21 14:54:19 +0000	sell/limit	BTC/EUR	€43,600.0	0.12002477	€5,233.0
TMXIRQ	02-22-21 14:54:19 +0000	sell/limit	BTC/EUR	€43,600.0	0.11706073	€5,103.8

Order O5KVM2-XNW6Z-JFMZFH

[« BACK](#)

Order buy 0.13158000 BTC/EUR @ limit 38000.0

Status **Closed**

Conditional Close ---

Reason ---

Terms

Order Type buy/limit

Leverage none

Currency pair BTC/EUR

Scheduled start ---

Volume 0.13158000

Scheduled expire ---

Limit Price €38,000.0

Fee Currency EUR

Execution

Volume executed 0.13158000

Opened 02-24-21 08:41:41 +00:00

Avg. Price €38,000.0

Closed 02-26-21 00:47:25 +00:00

Fee €6.0

Cost €5,000.0

Trades

Transaction ID	Executed	Order Type	Pair	Price	Volume	Cost
TY4IFQ	02-26-21 00:47:25 +0000	buy/limit	BTC/EUR	€38,000.0	0.13158000	€5,000.0

Order OEAQGH-MPJFQ-37ZYYI

[« Back](#)

Order sell 0.13158000 BTC/EUR @ limit 38872.0

Status **Canceled**

Conditional Close ---

Reason Out of funds

Terms

Order Type sell/limit

Leverage none

Currency pair BTC/EUR

Scheduled start ---

Volume 0.13158000

Scheduled expire ---

Limit Price €38,872.0

Fee Currency EUR

Execution

Volume executed 0.13129116

Opened 02-26-21 15:38:43 +00:00

Avg. Price €38,899.8

Closed 02-26-21 15:38:43 +00:00

Fee €11.2

Cost €5,107.2

Trades

Transaction ID	Executed	Order Type	Pair	Price	Volume	Cost
T6ZXQN	02-26-21 15:38:43 +0000	sell/limit	BTC/EUR	€38,899.8	0.13129116	€5,107.2

Order OG26KY-H5C3Y-HATFQB

[« BACK](#)

Order buy 0.22099000 BTC/EUR @ limit 36200.0

Status **Closed**

Conditional Close ---

Reason ---

Terms

Order Type buy/limit

Leverage none

Currency pair BTC/EUR

Scheduled start ---

Volume 0.22099000

Scheduled expire ---

Limit Price €36,200.0

Fee Currency EUR

Execution

Volume executed 0.22099000

Opened 02-28-21 16:36:50 +00:00

Avg. Price €36,200.0

Closed 02-28-21 16:36:50 +00:00

Fee €17.5

Cost €7,999.8

Trades

Transaction ID ↕	Executed ▼	Order Type ↕	Pair ↕	Price ↕	Volume ↕	Cost ↕
TJTGKL	02-28-21 16:36:50 +0000	buy/limit	BTC/EUR	€36,200.0	0.22099000	€7,999.8

Order O5I6IJ-4LGNE-UBZOG5

[« Back](#)

Order sell 0.22099000 BTC/EUR @ limit 38650.0

Status **Cancelled**

Conditional Close ---

Reason Out of funds

Terms

Order Type sell/limit

Leverage none

Currency pair BTC/EUR

Scheduled start ---

Volume 0.22099000

Scheduled expire ---

Limit Price €38,650.0

Fee Currency EUR

Execution

Volume executed 0.22054890

Opened 03-01-21 08:12:36 +00:00

Avg. Price €38,656.5

Closed 03-01-21 08:12:36 +00:00

Fee €17.0

Cost €8,525.6

Trades

Transaction ID	Executed	Order Type	Pair	Price	Volume	Cost
T5A2VC	03-01-21 08:12:36 +0000	sell/limit	BTC/EUR	€38,656.5	0.22054890	€8,525.6

Order OE6BTS-4O2GG-OLO425

[« Back](#)

Order buy 0.21333000 BTC/EUR @ limit 37500.0

Status **Closed**

Conditional Close ---

Reason ---

Terms

Order Type buy/limit

Leverage none

Currency pair BTC/EUR

Scheduled start ---

Volume 0.21333000

Scheduled expire ---

Limit Price €37,500.0

Fee Currency EUR

Execution

Volume executed 0.21333000

Opened 02-23-21 11:40:34 +00:00

Avg. Price €37,483.0

Closed 02-23-21 11:40:34 +00:00

Fee €17.5

Cost €7,996.2

Trades

Transaction ID	Executed	Order Type	Pair	Price	Volume	Cost
TSBVHE	02-23-21 11:40:34 +0000	buy/limit	BTC/EUR	€37,483.0	0.21333000	€7,996.2

Order ONLFFP-JF4XM-5WQ2PE

[« Back](#)

Order buy 0.48848000 BTC/EUR @ limit 40533.8

Status **Closed**

Conditional Close —

Reason —

Terms

Order Type buy/limit

Leverage none

Currency pair BTC/EUR

Scheduled start —

Volume 0.48848000

Scheduled expire —

Limit Price €40,533.8

Fee Currency EUR

Execution

Volume executed 0.48848000

Opened 03-01-21 17:50:27 +00:00

Avg. Price €40,533.7

Closed 03-01-21 17:50:46 +00:00

Fee €19.7

Cost €19,799.9

Trades

Transaction ID	Executed	Order Type	Pair	Price	Volume	Cost
T0S3Y0	03-01-21 17:50:46 +0000	buy/limit	BTC/EUR	€40,533.8	0.05306557	€2,150.9
T4YT80	03-01-21 17:50:46 +0000	buy/limit	BTC/EUR	€40,533.8	0.03000000	€1,216.0
T73WA4	03-01-21 17:50:45 +0000	buy/limit	BTC/EUR	€40,533.8	0.24900000	€10,092.9
TXHUYS	03-01-21 17:50:44 +0000	buy/limit	BTC/EUR	€40,533.8	0.01181340	€478.8
TFQRQY	03-01-21 17:50:43 +0000	buy/limit	BTC/EUR	€40,533.8	0.08202794	€3,324.9

Order OLUPPT-LP5IJ-KYE7EK

[« Back](#)

Order sell 0.63646000 BTC/EUR @ limit 50120.8

Status **Closed**

Conditional Close ---

Reason ---

Terms

Order Type sell/limit

Leverage none

Currency pair BTC/EUR

Scheduled start ---

Volume 0.63646000

Scheduled expire ---

Limit Price €50,120.8

Fee Currency EUR

Execution

Volume executed 0.63646000

Opened 04-01-21 15:45:33 +00:00

Avg. Price €50,137.8

Closed 04-01-21 15:45:33 +00:00

Fee €82.9

Cost €31,910.7

Trades

Transaction ID ↕	Executed ▼	Order Type ↕	Pair ↕	Price ↕	Volume ↕	Cost ↕
TNQGVY	04-01-21 15:45:33 +0000	sell/limit	BTC/EUR	€50,137.8	0.63646000	€31,910.7

Order OZGFPV-NHG7P-PNQUXC

[« Back](#)

Order sell 0.04503000 BTC/EUR @ limit 49972.0

Status Closed

Conditional Close ---

Reason ---

Terms

Order Type sell/limit

Leverage none

Currency pair BTC/EUR

Scheduled start ---

Volume 0.04503000

Scheduled expire ---

Limit Price €49,972.0

Fee Currency EUR

Execution

Volume executed 0.04503000

Opened 04-01-21 16:24:30 +00:00

Avg. Price €49,972.0

Closed 04-01-21 16:24:30 +00:00

Fee €5.4

Cost €2,250.2

Trades

Transaction ID	Executed	Order Type	Pair	Price	Volume	Cost
TAESLC	04-01-21 16:24:30 +0000	sell/limit	BTC/EUR	€49,972.0	0.04503000	€2,250.2

Order OH633N-JQXJG-RY6W3I

[« Back](#)

Order buy 0.19723000 BTC/EUR @ limit 50701.3

Status **Closed**

Conditional Close ---

Reason ---

Terms

Order Type buy/limit

Leverage none

Currency pair BTC/EUR

Scheduled start ---

Volume 0.19723000

Scheduled expire ---

Limit Price €50,701.3

Fee Currency EUR

Execution

Volume executed 0.19723000

Opened 04-16-21 13:04:08 +00:00

Avg. Price €50,701.3

Closed 04-16-21 13:04:08 +00:00

Fee €23.9

Cost €9,999.8

Trades

Transaction ID	Executed	Order Type	Pair	Price	Volume	Cost
TH3LGL	04-16-21 13:04:08 +0000	buy/limit	BTC/EUR	€50,701.3	0.19723000	€9,999.8

Order OYBPBV-YI4IN-AXIGY2

[« BACK](#)

Order buy 0.32562000 BTC/EUR @ limit 46066.1

Status **Closed**

Conditional Close --

Reason --

Terms

Order Type buy/limit

Leverage none

Currency pair BTC/EUR

Scheduled start --

Volume 0.32562000

Scheduled expire --

Limit Price €46,066.1

Fee Currency EUR

Execution

Volume executed 0.32562000

Opened 04-18-21 09:23:45 +00:00

Avg. Price €46,039.8

Closed 04-18-21 09:23:45 +00:00

Fee €35.9

Cost €14,991.4

Trades

Transaction ID ↕	Executed ▼	Order Type ↕	Pair ↕	Price ↕	Volume ↕	Cost ↕
TKEAUD	04-18-21 09:23:45 +0000	buy/limit	BTC/EUR	€46,039.8	0.32562000	€14,991.4

Order O7RGRZ-WEMEM-SKKAPI

[« Back](#)

Order buy 0.46254000 BTC/EUR @ limit 40500.0

Status **Canceled**

Conditional Close ---

Reason Out of funds

Terms

Order Type buy/limit

Leverage none

Currency pair BTC/EUR

Scheduled start ---

Volume 0.46254000

Scheduled expire ---

Limit Price €40,500.0

Fee Currency EUR

Execution

Volume executed 0.46191458

Opened 04-18-21 09:25:32 +00:00

Avg. Price €40,499.9

Closed 04-23-21 02:26:27 +00:00

Fee €26.1

Cost €18,707.5

Trades

Transaction ID	Executed	Order Type	Pair	Price	Volume	Cost
TGUKDL	04-23-21 02:26:27 +0000	buy/limit	BTC/EUR	€40,500.0	0.17682878	€7,161.5
TUJNYP	04-23-21 02:26:27 +0000	buy/limit	BTC/EUR	€40,500.0	0.28508580	€11,545.9

1 - 2 of 2 trades

◀ ▶

Order O7B2QF-DY6DA-LG5LJT

[« BACK](#)

Order sell 0.46191458 BTC/EUR @ limit 44575.0

Status **Closed**

Conditional Close ---

Reason ---

Terms

Order Type sell/limit

Leverage none

Currency pair BTC/EUR

Scheduled start ---

Volume 0.46191458

Scheduled expire ---

Limit Price €44,575.0

Fee Currency EUR

Execution

Volume executed 0.46191458

Opened 04-26-21 12:26:17 +00:00

Avg. Price €44,576.5

Closed 04-26-21 12:27:37 +00:00

Fee €31.3

Cost €20,590.5

Trades

Transaction ID	Executed	Order Type	Pair	Price	Volume	Cost
TYZTLA	04-26-21 12:27:37 +0000	sell/limit	BTC/EUR	€44,575.0	0.05537741	€2,468.4
TZY4IG	04-26-21 12:27:37 +0000	sell/limit	BTC/EUR	€44,575.0	0.00108828	€48.5
TQ46LH	04-26-21 12:27:37 +0000	sell/limit	BTC/EUR	€44,575.0	0.00021873	€9.7
T4E56Y	04-26-21 12:27:36 +0000	sell/limit	BTC/EUR	€44,575.0	0.00043746	€19.4
T85M7I	04-26-21 12:27:36 +0000	sell/limit	BTC/EUR	€44,575.0	0.00106533	€47.6

Order OM4SF3-FTJLD-Q5J3CP

[« Back](#)

Order sell 0.32562000 BTC/EUR @ limit 48100.2

Status **Closed**

Conditional Close ---

Reason ---

Terms

Order Type sell/limit

Leverage none

Currency pair BTC/EUR

Scheduled start ---

Volume 0.32562000

Scheduled expire ---

Limit Price €48,100.2

Fee Currency EUR

Execution

Volume executed 0.32562000

Opened 05-03-21 07:04:06 +00:00

Avg. Price €48,108.6

Closed 05-03-21 07:04:07 +00:00

Fee €37.5

Cost €15,665.1

Trades

Transaction ID	Executed	Order Type	Pair	Price	Volume	Cost
TFH4DG	05-03-21 07:04:07 +0000	sell/limit	BTC/EUR	€48,108.6	0.32562000	€15,665.1

Order OIWMCP-YGJWT-3745Z3

[« Back](#)

Order buy 0.33510000 BTC/EUR @ limit 44763.0

Status **Closed**

Conditional Close ---

Reason ---

Terms

Order Type buy/limit

Leverage none

Currency pair BTC/EUR

Scheduled start ---

Volume 0.33510000

Scheduled expire ---

Limit Price €44,763.0

Fee Currency EUR

Execution

Volume executed 0.33510000

Opened 05-04-21 15:18:32 +00:00

Avg. Price €44,753.8

Closed 05-04-21 15:18:32 +00:00

Fee €32.9

Cost €14,996.9

Trades

Transaction ID	Executed	Order Type	Pair	Price	Volume	Cost
THAM7S	05-04-21 15:18:32 +0000	buy/limit	BTC/EUR	€44,753.8	0.33510000	€14,996.9

Order OVU4ZD-AOT42-5VLJPB

[« Back](#)

Order sell 0.33510000 BTC/EUR @ limit 47714.6

Status **Closed**

Conditional Close ---

Reason ---

Terms

Order Type sell/limit

Leverage none

Currency pair BTC/EUR

Scheduled start ---

Volume 0.33510000

Scheduled expire ---

Limit Price €47,714.6

Fee Currency EUR

Execution

Volume executed 0.33510000

Opened 05-05-21 15:05:46 +00:00

Avg. Price €47,734.8

Closed 05-05-21 15:05:46 +00:00

Fee €35.1

Cost €15,995.9

Trades

Transaction ID	Executed	Order Type	Pair	Price	Volume	Cost
TGVSQM	05-05-21 15:05:46 +0000	sell/limit	BTC/EUR	€47,734.8	0.33510000	€15,995.9

Bitcoin nel 2021


Published on TradingView.com, May 10, 2021 14:38:23 UTC

COINBASE:BTCUSD, 1D 57302.40 ▼ -1010.17 (-1.73%) O:58313.84 H:59592.20 L:57270.45 C:57302.58





Consulente/Trader: quali sono le differenze nell'approccio?



Il punto sui Certificati della Shortlist
Novità e gestione del portafogli

Palantir: Long o Short?



Published on TradingView.com, May 10, 2021 10:38:50 UTC
BATS:PLTR, 1D 19.75 ▼ -0.34 (-1.69%) O:20.30 H:20.75 L:19.58 C:19.75



Quando vendere un prodotto?

FreeFinance



ISIN	DE000VQ67WS2	DE000VQ7B561	DE000VQ7NP06
Sottostante	AMD, NVIDIA, Palantir	Palantir	Palantir
Prezzo	96.2	96.8	N/A (ipotizziamo 98)
Premio p.a.	18%	11.88%	13.16%
Barriera su Palantir	14.04	11.57	11.34
Strike su Palantir	23.4	23.14	20.61
Performance da Strike	-15.60%	-14.65%	-4.17%
Come sono messi gli altri sottostanti	AMD e NVIDIA sono sotto Strike	-	-
Ai valori attuali	Paga tutti i premi e scade	Paga tutti i premi e scade	Paga tutti i premi e scade
Rendimento	 32.02%	21.71%	22.18% 


Published on TradingView.com, May 10, 2021 10:47:23 UTC
BATS:NIO, 1D 36.94 ▲ +0.26 (+0.71%) O:37.17 H:38.04 L:36.62 C:36.94



Published on TradingView.com, May 10, 2021 10:47:05 UTC


BATS:TSLA, 1D 672.37 ▲ +8.83 (+1.33%) **O:665.80 H:690.00 L:660.22 C:672.37**





Carta d'identità del prodotto

- ISIN: **DE000VQ51W23**
- Tipologia: Memory Cash Collect Certificate
- Emittente: Vontobel
- Sottostanti: **Tesla, NIO**
- Scadenza: settembre 2022
- **Premio trimestrale** con effetto **memoria** di 6.68 euro (**26.72% p.a.**)
- Barriera **autocall** al **100%**
- Barriera **premio** e barriera di protezione del **capitale** al **50%**
- Possibilità di rimborso anticipato a partire da settembre 2021
- Ai valori attuali paga tutti i premi e arriva a scadenza
- Prezzo attuale di acquisto: **104.90 euro**




Carta d'identità del prodotto

- ISIN: **DE000VQ7K2D7**
- Tipologia: Memory Cash Collect Certificate
- Emittente: Vontobel
- Sottostanti: **Tesla, NIO**
- Scadenza: novembre 2022
- **Premio trimestrale con effetto memoria di 7,05 euro (28,20% p.a.)**
- Barriera **autocall** al **100%**
- Barriera **premio** e barriera di protezione del **capitale** al **60%**
- Possibilità di rimborso anticipato a partire da novembre 2021
- Ai valori attuali paga tutti i premi e arriva a scadenza
- Prezzo attuale di acquisto: **101.40 euro**

Tesla e NIO: il confronto - Nuovo vs Vecchio prodotto

FreeFinance



ISIN	DE000VQ7K2D7	DE000VQ51W23
Sottostante	Tesla/NIO	Tesla/NIO
Prezzo	100.2	102.9
Premio p.a.	28.20%	26.72%
Strike su Tesla	658.21	692.86
Barriera su Tesla	394.93	346.43
Strike su NIO	36.53	43.71
Barriera su NIO	21.92	21.86
Ai valori attuali	Paga tutti i premi e scade	Paga tutti i premi e scade
Rendimento assoluto	42.02%	36.13%
	in un anno e sei mesi	in un anno e 4 mesi
Rendimento p.a.	28.01%	27.10%



Cavalcare la volatilità

Idea di prodotto con sottostanti appartenenti a settori in ripresa

Published on TradingView.com, May 10, 2021 10:41:02 UTC

BATS:UBER, 1D 47.03 ▲ +0.38 (+0.81%) **O:**47.22 **H:**48.60 **L:**46.53 **C:**47.03



Published on TradingView.com, May 10, 2021 10:41:25 UTC

BATS:LYFT, 1D 50.07 ▲ +0.27 (+0.54%) **O:50.55 H:51.54 L:49.65 C:50.07**





Carta d'identità del prodotto

- ISIN: **DE000VQ7NPZ7**
- Tipologia: Memory Cash Collect Certificate
- Emittente: Vontobel
- Sottostanti: **Uber/Lyft**
- Scadenza: novembre 2022
- **Premio trimestrale con effetto memoria di 2,38 euro (9,52% p.a.)**
- Barriera **autocall** al **100%**
- Barriera **premio** e barriera di protezione del **capitale** al **55%**
- Possibilità di rimborso anticipato a partire da novembre 2021
- In negoziazione da **domani 11 maggio**
- **New Entry nella Shortlist di FreeFinance**



lunedì 17 maggio 2021 ore 17.30
"Certificati ad Alto Potenziale con
Giovanni Borsi e Francesca Fossatelli"



lunedì 24 maggio ore 17.30 "Il
portafoglio in Certificati con
Alessandro Pavan e Francesca
Fossatelli"



lunedì 31 maggio ore 17.30 "Capire il
prezzo dei Certificati con Giovanni
Picone e Francesca Fossatelli"



martedì 15 giugno ore 17.30
Conferenza all'ITForum 2021



Grazie per aver partecipato!!

Rimani connesso con FreeFinance!!





Come e dove seguirci:



Sito web: www.freefinance.biz



Newsletter (iscrizione sul sito freefinance.biz)



facebook.com/freefinanceofficial



t.me/freefinanceofficial



FreeFinance



linkedin.com/company/free-finance-limited



instagram.com/freefinance.biz/



E' nato il nostro nuovo Gruppo Facebook

Per iscriverti, clicca qui: [FreeFinance - Certificati ed ETF | Facebook](#)